Mini1 changes the screen by itself, causing no charging and no touch

[Faulty model]: Apple mini1

[Fault phenomenon]: changing the screen causes no charging and no touch

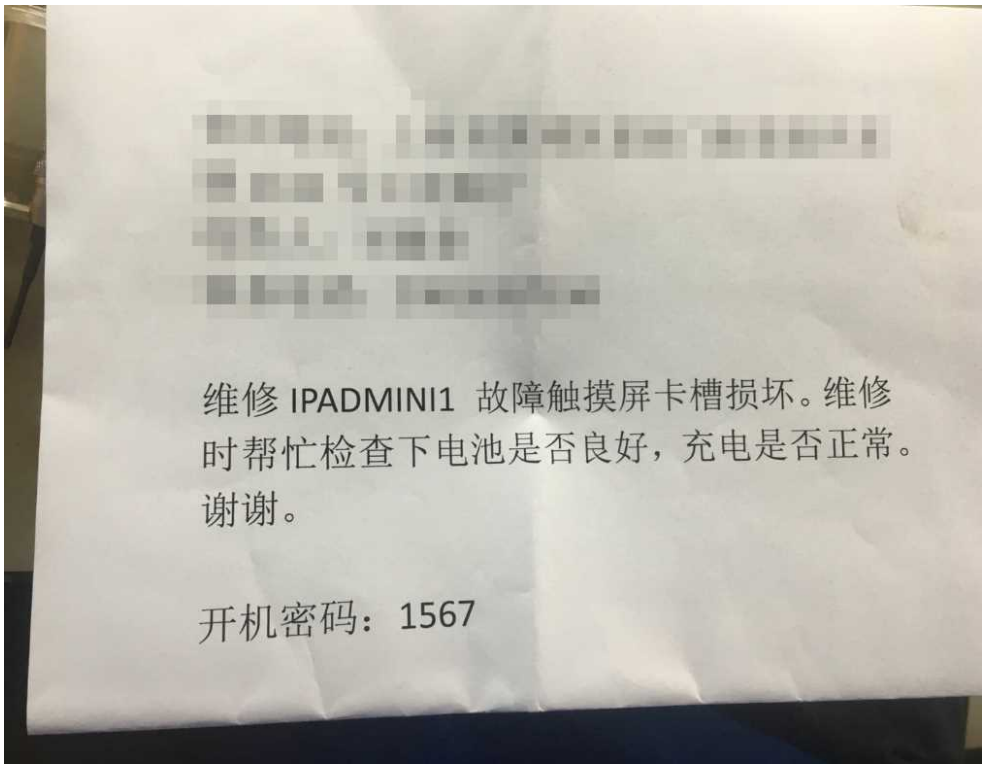

[Maintenance process]: Received a MINI1 tablet from the customer, the fault description touch screen connector is damaged and charged abnormally.It is already obvious that the customer does not charge and does not touch the touch screen.Disassemble the screen and see that there is a noticeable drop in the side of the motherboard battery connector, and the connector has lost four feet.



From the line of PCB layer, this should be an insurance Inductor or a resistor. Open Xinzhi's drawings, and know that this is an insurance Inductor.

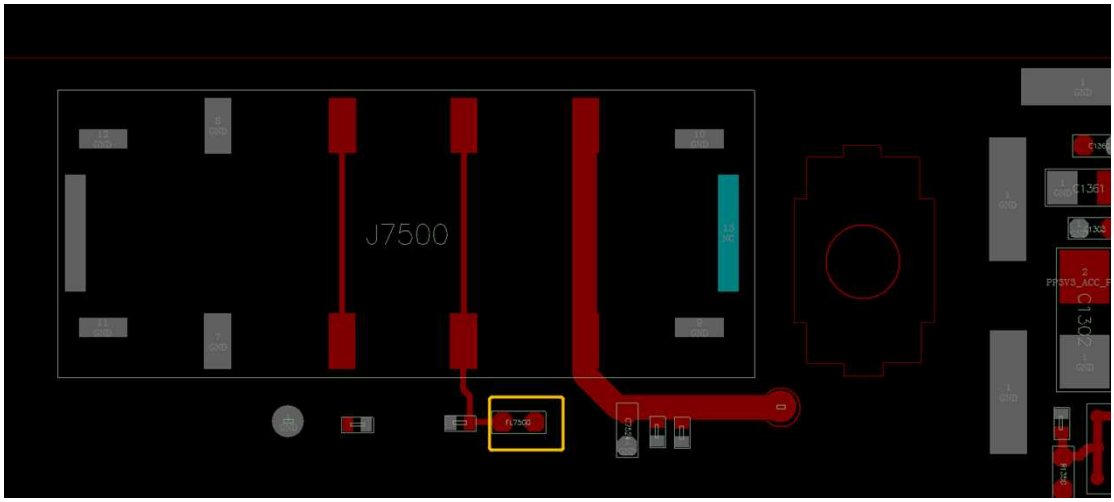

Direct short-circuit insurance Inductor





Since the touch connector has lost its foot, only the connector can be replaced.



After the connector is replaced, the installation test



The function is all normal, the repair ends here.